

Updates to SRAE Implementation-Level Performance Measures

January 28, 2021
3:00–4:30 p.m. EST

Lara Hulsey Mathematica

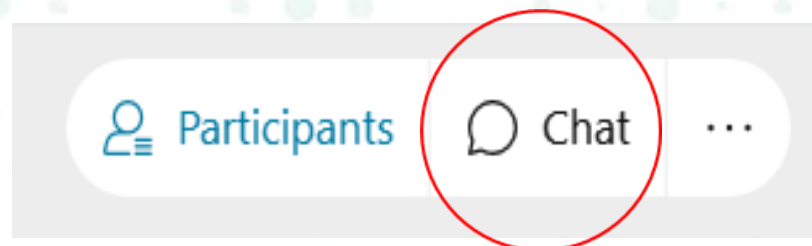
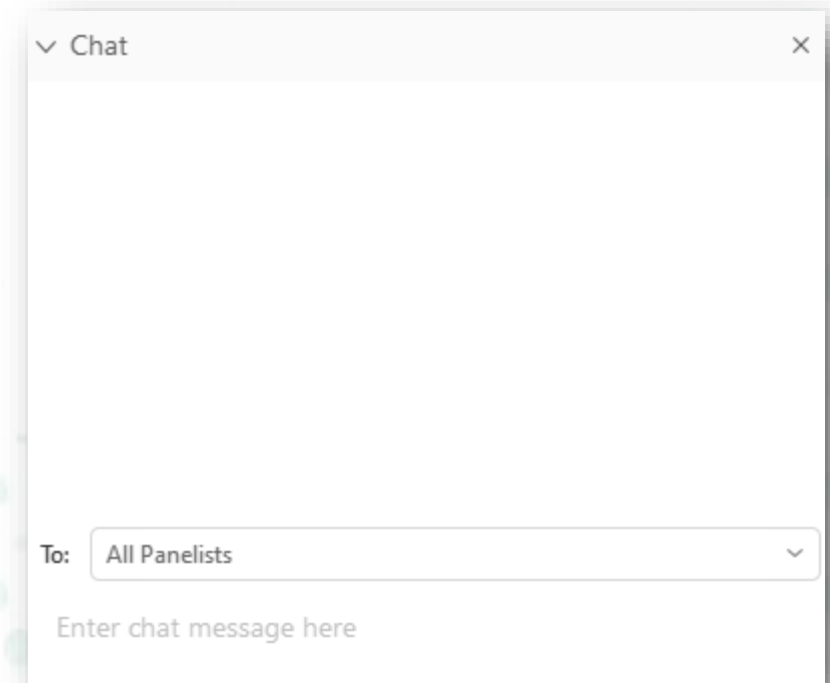
Sharika Rakibullah Mathematica

Liam FitzGerald Mathematica

Olivia Ashley Public Strategies

QUESTIONS AND ANSWERS

- Use the **chat box** to submit a question to the presenters
- Your questions will only be visible to our team, and not other attendees
- If you do not see the chat box on your screen, click on the chat icon at the bottom of your Webex window



CHANGING THE WEBINAR WINDOW

- To expand your view, click on the full-screen icon button in the top right corner of your window
- To exit full screen mode, hover your mouse at the top of your screen and select the return button from the drop-down menu that appears
- To change the size of the text on the screen, hover your mouse at the left of your screen and use the + and - buttons



WEBINAR MATERIALS AND RECORDING

- Handouts for this presentation were emailed to grantees in advance and will be available for download at the end of this webcast
- The webinar materials and recording will be available on the SRAE PAS website (www.sraepas.com) about a week and a half after the webcast

WEBINAR TECHNICAL ASSISTANCE

- If you experience technical difficulties, please call the Webex customer service number at 1-866-229-3239, Option 1
- You can also click on the chat box to submit technical questions

Welcome



AGENDA

- 3:00 to 3:10 Welcome and introductions
- 3:10 to 3:15 Overview of SRAE performance measures
- 3:15 to 3:30 Measures of structure, cost, and support for program implementation
- 3:30 to 3:45 Measures of attendance, reach, and dosage
- 3:45 to 3:55 Questions and answers
- 3:55 to 4:20 Optional data recording tools
- 4:20 to 4:30 Questions and answers

WEBINAR OBJECTIVES

- Review SRAE implementation-level performance measures, including:
 - Measures of structure, cost, and support for program implementation
 - Measures of attendance, reach, and dosage
- Highlight recently approved changes to the measures related to the effects of COVID-19
- Demonstrate optional Excel data recording tools for measures of attendance, reach, and dosage
- Answer questions

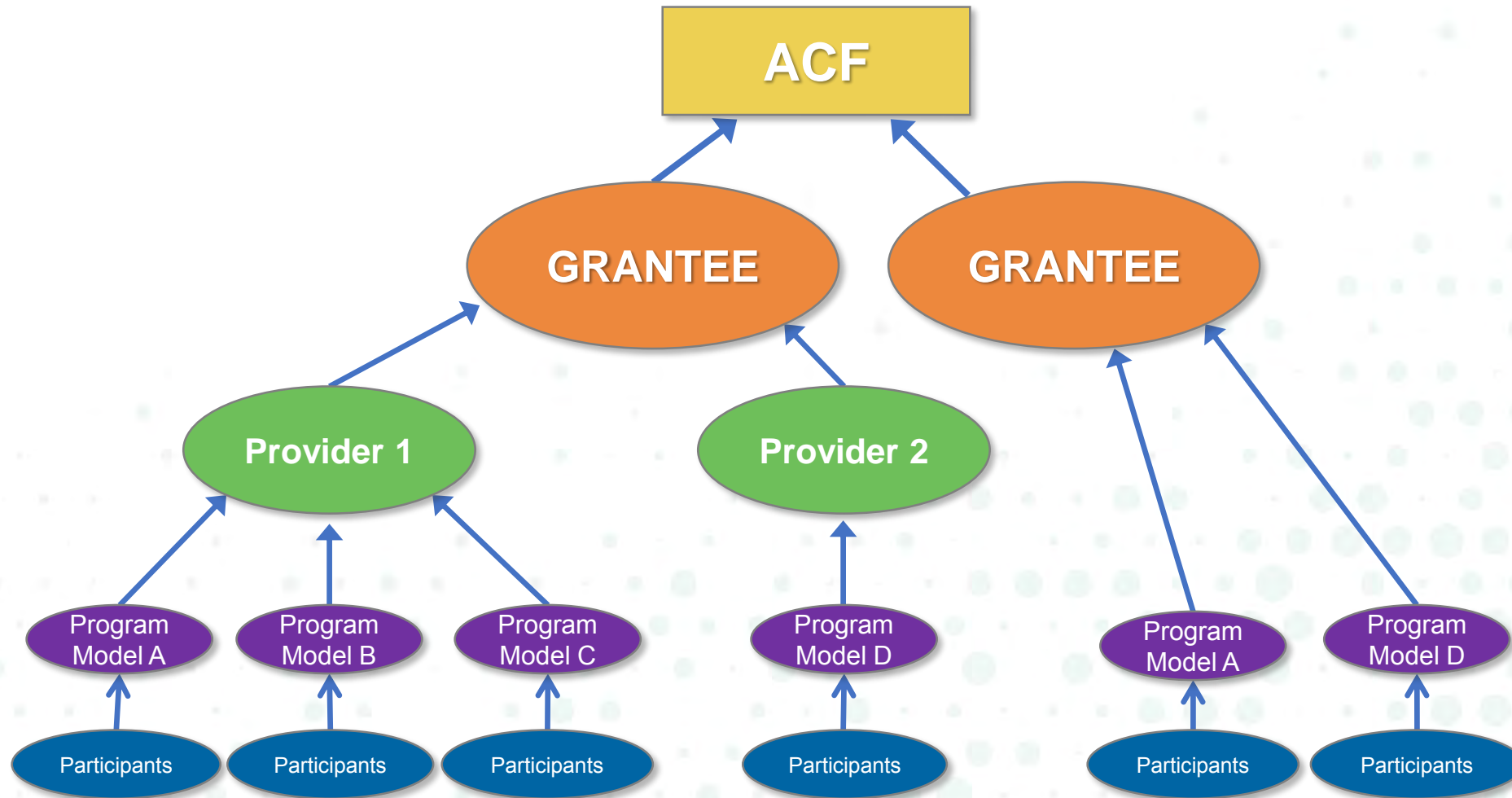
POLL

- Were you involved in collecting or submitting SRAE performance measures data for the first reporting period?
 - Yes
 - No
 - Not sure

THREE CATEGORIES OF SRAE PERFORMANCE MEASURES

1. Structure, cost, and support for program implementation
2. Attendance, reach, and dosage
3. Participant characteristics, program experiences, and perceptions of program effects

LEVELS OF SRAE PERFORMANCE MEASURES DATA



KEY DEFINITIONS

- **Grantees** receive SRAE funding directly from FYSB
- **Providers** provide core SRAE programming directly to youth
 - Some are SRAE grantees
 - Other are subrecipients that receive funding from an SRAE grantee
- **Program models** consist of core curriculum plus other lessons or activities integrated to meet SRAE objectives
- **Cohorts** are groups of youth jointly receiving a defined set of SRAE services

DATA SUBMISSION SUMMARY

Measures	Frequency of submission	Period covered by data	Next submission window
Structure, cost, and support for program implementation	Annual	Federal grant year (e.g., October 2020 through September 2021)	July/August 2021
Attendance, reach, and dosage	Biannual	Six months (e.g., July through December 2020)	February 1 – March 15, 2021
Participant characteristics, perceptions of program effects, and program experiences (entry and exit survey data)	Biannual	Six months (except first round, which is September through December 2020)	February 1 – March 15, 2021

MEASURES OF STRUCTURE, COST, AND SUPPORT FOR PROGRAM IMPLEMENTATION

GRANTEE-LEVEL MEASURES: INTERRUPTIONS DUE TO COVID-19



- Whether grantee experienced any interruptions of SRAE administrative operations during the reporting period due to COVID-19
- Whether grantee experienced any interruptions of SRAE services to youth during the reporting period due to COVID-19

These data will be used to understand effects of COVID-19 on SRAE operational status

GRANTEE-LEVEL MEASURES: FUNDING

- Total dollar amount of SRAE grant funding obligated during the reporting period
- Percentage of total SRAE grant funding obligated for
 - Direct service provision
 - Training, TA, and monitoring
 - Evaluation, research, or both
 - Administrative purposes



GRANTEE

These data will be used to understand resource allocation across grantees and activities

GRANTEE-LEVEL MEASURES: STAFFING

GRANTEE

- Number of grantee-level staff involved in overseeing SRAE
 - Number of staffing vacancies due to COVID-19 during the period
 - Of those vacancies, number filled during the period
- Number of grantee-level full-time equivalents (FTEs) involved in overseeing SRAE
 - Number of FTEs vacant due to COVID-19 during the period
 - Of those vacant FTEs, number filled during the period

These data will be used to understand staffing necessary to administer SRAE and any **vacancies** due to COVID-19

GRANTEE-LEVEL MEASURES: TRAINING, TA, AND MONITORING

GRANTEE

- Did grantee (or its designee):
 - Observe program delivery to monitor quality and fidelity?
 - Train facilitators?
 - Provide technical assistance to support program implementation?
- *If yes*, type(s) of organizations that conducted observations, TA, and training:
 - Grantee, developer, training or TA partner, evaluation partner, program provider

These data will be used to understand the mix of activities undertaken across grantees and the types of organizations involved

GRANTEE-LEVEL MEASURES: PROVIDERS AND YOUTH

- Number of providers funded during the reporting period
- Number of new providers funded during the reporting period
- Targeted number of youth to be served during the reporting period

GRANTEE

These data will be used to understand the patterns of providers and expected numbers of youth served across grantees

PROVIDER-LEVEL MEASURES: FUNDING

PROVIDER

- Whether the provider first received SRAE funding during reporting period
- SRAE award amount for reporting period
- Amount of non-SRAE funding received during reporting period to support SRAE programming

These data will be used to understand funding sources for SRAE programs

PROVIDER-LEVEL MEASURES: STAFFING

PROVIDER

- Number of provider staff involved in administering SRAE
 - Number of staffing vacancies due to COVID-19 during the period
 - Of those vacancies, number filled during the period
- Number of provider full-time equivalents (FTEs) involved in administering SRAE
 - Number of FTEs vacant due to COVID-19 during the period
 - Of those vacant FTEs, number filled during the period

These data will be used to understand staffing necessary to administer SRAE and any vacancies due to COVID-19

PROVIDER-LEVEL MEASURES: SERVED YOUTH

PROVIDER

- Whether the provider implemented programming for youth during the reporting period
 - *Only providers serving youth during the period should respond to remaining items*

These data will be used to determine which providers should be included in subsequent measures

PROVIDER-LEVEL MEASURES: STAFFING

PROVIDER

- Number of facilitators working for the provider to deliver SRAE programs
- Number of SRAE facilitator staff vacancies due to COVID-19 during the period
- Of those vacancies, number filled during the period

These data will be used to understand total number of facilitators who deliver SRAE programming and any vacancies due to COVID-19

PROVIDER-LEVEL MEASURES: STAFF TRAINING

PROVIDER

- Number of SRAE facilitators trained to deliver core curriculum
- Number of SRAE facilitators observed **exactly** once
- Number of SRAE facilitators observed twice or more

These data will be used to understand the degree to which facilitators are trained and observed

PROVIDER-LEVEL MEASURES: CHALLENGES

PROVIDER

- Whether certain challenges were present for provider
 - Not a problem
 - Somewhat a problem
 - A serious problem

These data will be used to understand challenges across grantees and providers

PROVIDER-LEVEL MEASURES: TA NEEDS

PROVIDER

- Whether provider expressed interest in receiving TA on certain implementation factors
 - Not interested, because already received
 - Not interested
 - Somewhat interested
 - Very interested

These data will be used to understand areas of greatest need for TA across grantees and providers

PROGRAM-LEVEL MEASURES: PROGRAM DELIVERY

PROGRAM MODEL

- The number of program hours *intended* to be delivered to participants
 - For all defined SRAE programming, including core curriculum plus any additional programming added to meet SRAE goals

These data will be used to understand the intended program dosage

PROGRAM-LEVEL MEASURES: TOPICS ADDRESSED BY CORE PROGRAM MODEL

PROGRAM MODEL

- Which topics included in the SRAE legislation the core program model covers

Teaching the benefits of:

- Refraining from nonmarital sexual activity
- Self-regulation
- Goal setting
- Success sequence for poverty prevention
- Healthy relationships

Resisting:

- Sexual coercion
- Dating violence
- Other youth risk behaviors, such as alcohol, tobacco, and other drug use

These data will be used to understand topics addressed through core program model

PROGRAM-LEVEL MEASURES: ALIGNMENT BETWEEN MEASURES AND A-F TOPICS

PROGRAM
MODEL

Performance Measures	A-F Topics
Refraining from nonmarital sexual activity	(B) The advantage of refraining from nonmarital sexual activity in order to improve the future prospects, and physical and emotional health of youth
Self-regulation	(A) The holistic, individual, and societal benefits associated with personal responsibility, self-regulation, goal setting, healthy decision-making, and a focus on the future
Goal setting	
Success sequence for poverty prevention	(C) The increased likelihood of avoiding poverty when youth attain self-sufficiency and emotional maturity before engaging in sexual activity
Healthy relationships	(D) The foundational components of healthy relationships and their impact on the formation of healthy marriages and safe and stable families

PROGRAM-LEVEL MEASURES: ALIGNMENT BETWEEN MEASURES AND A-F TOPICS (continued)

PROGRAM MODEL

Performance Measures	A-F Topics
Resisting:	
<ul style="list-style-type: none">Sexual coercionDating violence	(F) How to resist and avoid, and receive help regarding, sexual coercion and dating violence, recognizing that even with consent teen sex remains a youth risk behavior
<ul style="list-style-type: none">Other youth risk behaviors such as alcohol, tobacco, and other drug use	(E) How other youth risk behaviors, such as drug and alcohol usage, increase the risk for teen sex

PROGRAM-LEVEL MEASURES: SUPPLEMENTAL PROGRAM ELEMENTS

PROGRAM MODEL

- Are any supplemental program elements used to address SRAE topics?
 - Such elements might include supplemental curriculum, guest speakers, or other activities that are not part of the core curriculum
- If yes, which SRAE topics they cover
 - *Same topics listed on previous slides*

These data will be used to understand use of supplemental program elements

PROGRAM-LEVEL MEASURES: EFFECTS OF COVID-19

PROGRAM
MODEL

- Whether offered SRAE programming virtually, rather than in person, during the reporting period due to COVID-19

These data will be used to understand the effects of COVID-19 on program operations

PROGRAM-LEVEL MEASURES: TARGET POPULATIONS

PROGRAM
MODEL

- Identify which, if any, are primary *target* population(s):
 - Youth in high-need geographic areas
 - Youth in foster care
 - Homeless or runaway youth
 - Youth living with HIV/AIDS
 - Pregnant or parenting youth
 - Hispanic or Latino youth
 - African American youth
 - Native American youth
 - Youth in adjudication systems
 - Male youth
 - Out-of-school or dropout youth
 - Youth in residential treatment for mental health
 - Trafficked youth

These data will be used to understand the primary populations targeted or recruited

MEASURES OF STRUCTURE, COST, AND SUPPORT: DATA SUBMISSION TIMELINE

- Grantees will submit measures of structure, cost, and support each summer
- Each data submission for these measures will cover a federal grant year (October to September)
 - For example, measures for the 2020–2021 federal grant year will be submitted in summer 2021

MEASURES OF ATTENDANCE, REACH, AND DOSAGE

PROGRAM REACH

PROGRAM

- Number of youth who attended at least one program session:
 - Overall and by grade grouping (middle school, high school or older)
- Number of parents and other caring adults who attended at least one program session

These data will be used to describe how many youth and adults SRAE programs serve

PROGRAM REACH: SETTING

PROGRAM

- Number of youth who attended at least one program session in a:
 - School setting, during school
 - School setting, after school
 - Community-based organization
 - Clinic
 - Foster care setting
 - Juvenile detention center
 - Residential mental health treatment facility
 - Virtual setting
 - Other setting

These data will be used to understand the settings in which SRAE programs are delivered

PROGRAM REACH: SPECIAL POPULATIONS

PROGRAM

- Whether more than 50 percent of youth in the program were...
 - In foster care
 - Homeless or runaway
 - Pregnant or parenting
 - In adjudication systems

These data will be used to identify programs that primarily serve specific vulnerable populations

PROGRAM ATTENDANCE AND DOSAGE

PROGRAM

- Number of youth completing at least 75 percent of intended program hours
- Number of program hours delivered for each cohort
 - A cohort represents a group of youth jointly receiving a defined SRAE program

These data will be used to understand participant attendance and compare intended dosage with actual dosage

MEASURES OF ATTENDANCE, REACH, AND DOSAGE: DATA SUBMISSION TIMELINE

- Grantees will submit measures of attendance, reach, and dosage each summer and winter
- Each data submission will cover a six-month reporting period: January through June or July through December
- Data will be submitted for all cohorts that *end* during a particular data collection period
 - For example, in February/March 2021, data will be submitted for cohorts that ended during the July through December 2020 reporting period



QUESTIONS



OPTIONAL DATA RECORDING TOOLS

DATA RECORDING TOOLS FOR IMPLEMENTATION-LEVEL MEASURES

For measures of structure, cost, and support for program implementation:

1. Grantee-level tool **and**
2. Provider- and program-level tool

For measures of attendance, reach, and dosage:

3. Sessions version **or**
4. Hours version

TWO VERSIONS OF THE DATA RECORDING TOOL FOR PARTICIPANT ATTENDANCE, REACH, AND DOSAGE

- Participant Attendance by Sessions
 - For programs that deliver shorter sessions of equal length
- Participant Attendance By Hours
 - For programs that deliver sessions of longer or unequal length

Both versions calculate the **aggregated counts** that grantees will submit for each program


STRUCTURE OF DATA RECORDING TOOLS

Each data recording tool includes:

1. An instructions tab
2. One or more data entry worksheets for recording information
3. When relevant, a summary tab that displays the aggregated counts to be submitted to ACF

USING THE DATA RECORDING TOOLS

- Open and review the instructions tab
- Navigate to data entry worksheets
- Enter your data
- Save your work



SRAEPAS
Sexual Risk Avoidance Education
Performance Analysis Study

SRAE Participant Attendance Recording Template

Overview

This tool is for recording participant and cohort data including:

- Participant attendance
- Number of program hours intended and the number actually delivered
- Program delivery settings
- Participation levels of participants and special populations

The tool is designed to calculate the data that will be reported to ACF.

This Excel workbook is an optional tool that SRAE grantees and program providers may use to record performance measures data. This tool will not be submitted to the Family and Youth Services Bureau. Rather, grantees or their designees may use this tool to capture and organize information on participants' attendance as well as the other performance measures of reach and dosage. Those using this tool will enter the information from the Summary Data worksheet into the SRAE Performance Measures Portal at the end of the reporting period.

Note: Use this tool for SRAE cohorts with sessions of longer or unequal length.

Recording Cohort Data

Enter information about each cohort in the Cohort Information worksheet by doing the following:

- (1) Enter provider and program name at the top of the worksheet.
- (2) For each cohort, enter the setting code and cohort start and end dates. Do not enter end until the cohort has ended.
- (3) For each cohort, enter the intended length (in hours) of each session. After a cohort has been completed, enter the number of program hours delivered.
- (4) Assign a cohort number to each participant in the Participant Attendance worksheet. The tool can accommodate cohort numbers up to 100.
- (5) The total number of participants in each completed cohort and the number of youth in these cohorts who attended at least 75 percent of program hours delivered are automatically calculated from the data entered in the Participant Attendance worksheet.

A cohort represents a group of youth that received a defined set of SRAE services at the same time and in the same place. A cohort could be one person, if programming is delivered one-on-one.

Virtual includes any programming that is facilitated virtually rather than by an in-person facilitator, regardless of the physical setting where participants are located.

Recording Participant Attendance Data

DEMONSTRATION OF THE DATA RECORDING TOOLS



QUESTIONS AND COMMENTS



UPCOMING TECHNICAL ASSISTANCE EVENTS

Event	Timeline	Content
Office hours	January 29, 2021	<ul style="list-style-type: none">• Answer questions from grantees on implementation measures
Refresher on submitting data to the Portal	February 2, 2021	<ul style="list-style-type: none">• Review measures to be submitted in winter 2021• Demonstrate SRAE Performance Measures Portal
Office hours	February 4 and 5, 2021	<ul style="list-style-type: none">• Answer questions from grantees on submitting data to the Portal
Introduction to the Dashboard	February 18, 2021	<ul style="list-style-type: none">• Demonstrate SRAE Performance Measures Dashboard

RESOURCES AND ADDITIONAL INFORMATION

- Additional information about the SRAE performance measures is available at www.sraepas.com
- For further support, contact Public Strategies at SRAEperformancemeasures@publicstrategies.com or call toll-free 833-797-0166

PRESENTED BY



SRAEPAS

Sexual Risk Avoidance Education
Performance Analysis Study