

Submitting Data to the SRAE Performance Measures Portal: Summer 2024

**June 20, 2024
3:00–4:30 p.m. ET**

Nora Paxton Mathematica

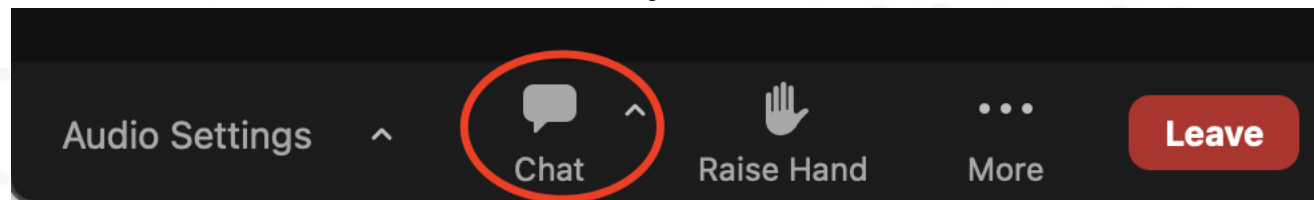
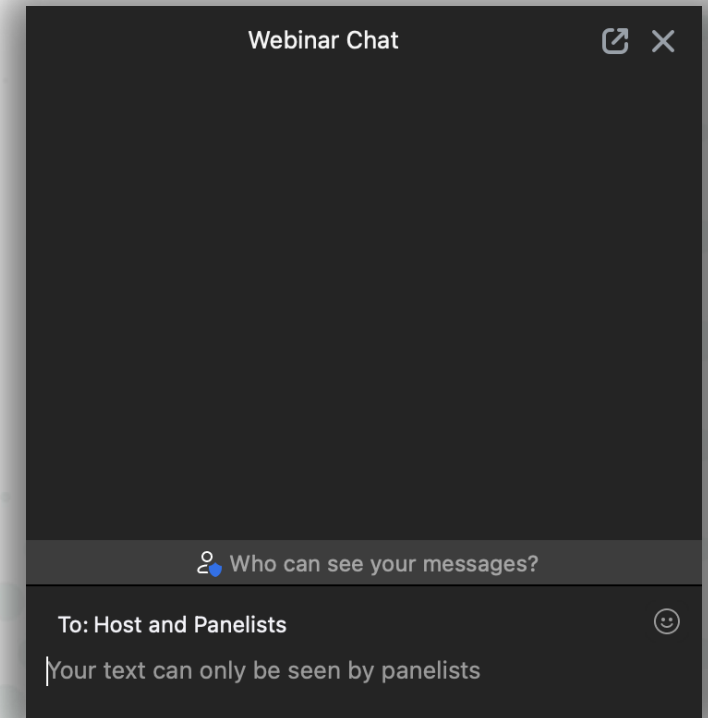
Lara Hulsey Mathematica

Jennifer Gard Read Public Strategies

Dakota Pitman Public Strategies

QUESTIONS AND COMMENTS

- Use the **chat box** to submit a question to the presenters.
- Your questions and comments will only be visible to our team and not other attendees.
- If you do not see the chat box on your screen, click on the chat icon at the bottom of your Zoom window.



WEBINAR TECHNICAL ASSISTANCE

- If you experience technical difficulties, please call the Zoom customer service number at 1-888-799-9666, Option 2
- You can also request technical assistance by using the chat box and submitting your question

WEBINAR MATERIALS AND RECORDING

- The webinar materials and recording will be available on the SRAE PAS website (www.sraepas.com) about a week and a half after the webcast

AGENDA

3:00 to 3:10 Welcome and introductions

3:10 to 3:25 Review of SRAE performance measures

3:25 to 3:30 Overview of SRAE Performance Analysis Study online resources

3:30 to 4:10 Demonstration of SRAE Performance Measures Portal

4:10 to 4:30 Questions and answers

Welcome



WEBINAR OBJECTIVES

- New and noteworthy
- Review SRAE performance measures to be submitted in summer 2024 from July 1 through August 16:
 - Measures of structure, cost, and support for program implementation
 - Measures of attendance, reach, and dosage
 - Measures of participant characteristics, program experiences, and perceptions of program effects
- Review SRAE Performance Analysis Study online resources
- Demonstrate how to access and use the Portal
- Answer questions

NEW AND NOTEWORTHY

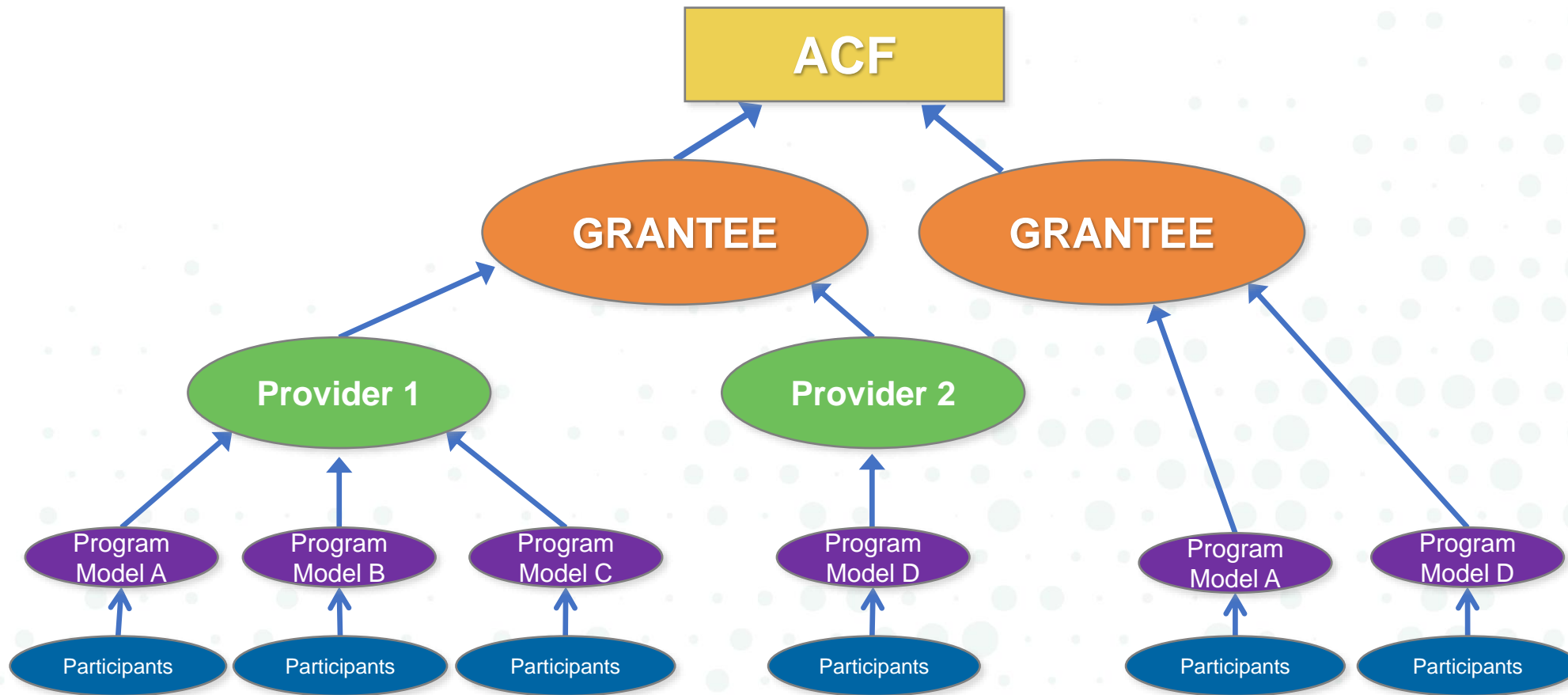
- Summer 2024 data submission window: July 1 – August 16, 2024
 - All data must be submitted by August 16
 - The data submission deadline **will not** be extended
 - Communicate any extenuating circumstances to your Federal Project Officer as soon as you know about them
- Users with more than one active SRAE grant should confirm you have portal access for all your grants before entering data
- Grants awarded in fall 2023 will submit data for the first time

SRAE PERFORMANCE MEASURES

THREE CATEGORIES OF SRAE PERFORMANCE MEASURES

1. Structure, cost, and support for program implementation
2. Attendance, reach, and dosage
3. Participant characteristics, program experiences, and perceptions of program effects

LEVELS OF SRAE PERFORMANCE MEASURES DATA



KEY DEFINITIONS

- **Grantees** receive SRAE funding directly from FYSB.
- **Providers** implement SRAE programming directly with youth.
 - Some providers are SRAE grantees.
 - Others are subrecipients that receive funding from an SRAE grantee.
- **Program models** consist of core curriculum plus other lessons or activities integrated to meet SRAE objectives.
- **Cohorts** are groups of youth jointly receiving a defined SRAE program.
 - A cohort could consist of an individual, if programming is delivered one-on-one.

GRANTEE-LEVEL MEASURES OF STRUCTURE, COST, AND SUPPORT

- SRAE operational status related to COVID-19
- SRAE funding
- Grantee staffing
- Training, technical assistance, and monitoring
- Numbers of providers and youth

GRANTEE

PROVIDER-LEVEL MEASURES OF STRUCTURE, COST, AND SUPPORT

- For each provider, grantees will submit data on:
 - Funding
 - Administrative staffing
 - Whether implemented programming for youth during the reporting period
- For providers serving youth during the period, grantees will also submit data on:
 - Facilitator staffing and training
 - Implementation challenges and needs for technical assistance

PROVIDER

PROGRAM-LEVEL MEASURES OF STRUCTURE, COST, AND SUPPORT

For each program model each provider implements, grantees will submit data on:

- Core curriculum implemented
- Intended program delivery hours
- SRAE topics addressed by the core curriculum
- Supplemental program elements
- Target populations

**PROGRAM
MODEL**

MEASURES OF ATTENDANCE, REACH, AND DOSAGE

- Number of youth who attended at least one program session during the reporting period: overall, by grade grouping, and by implementation setting
- Number of parents/guardians and other adults who attended at least one program session
- Whether more than 50 percent of youth were in specified highly vulnerable populations
- Number of youth completing at least 75 percent of intended program hours
- Number of program hours delivered for each cohort

**PROGRAM
MODEL**

INFORMATION ON PARTICIPANT SURVEY ADMINISTRATION

For entry survey and, separately, for exit survey:

- Mode(s) of data collection used for participant surveys
- Whether program received an approved waiver letter from Federal Project Officer for any survey items
- Whether program was unable to collect survey data due to COVID-19 at any point during the reporting period

**PROGRAM
MODEL**

MEASURES OF PARTICIPANT CHARACTERISTICS, PROGRAM EXPERIENCES, AND PERCEPTIONS OF PROGRAM EFFECTS

- Entry survey
 - Demographics
 - Behaviors
- Exit survey
 - Demographics
 - Program experiences
 - Perceptions of program effects

PARTICIPANTS

SUMMER 2024 DATA SUBMISSION SUMMARY

Measures	Submission window	Data will cover
Structure, cost, and support for program implementation	July 1 – August 16, 2024	Federal grant year: October 2023 – September 2024
Attendance, reach, and dosage		Youth who <i>ended</i> programming January – June 2024
Participant characteristics, program experiences, and perceptions of program effects: <ul style="list-style-type: none"> • Entry survey data • Exit survey data 		<ul style="list-style-type: none"> • Entry: youth who began programming January – June 2024 • Exit: youth who ended programming January – June 2024

OPTIONAL DATA RECORDING TOOLS

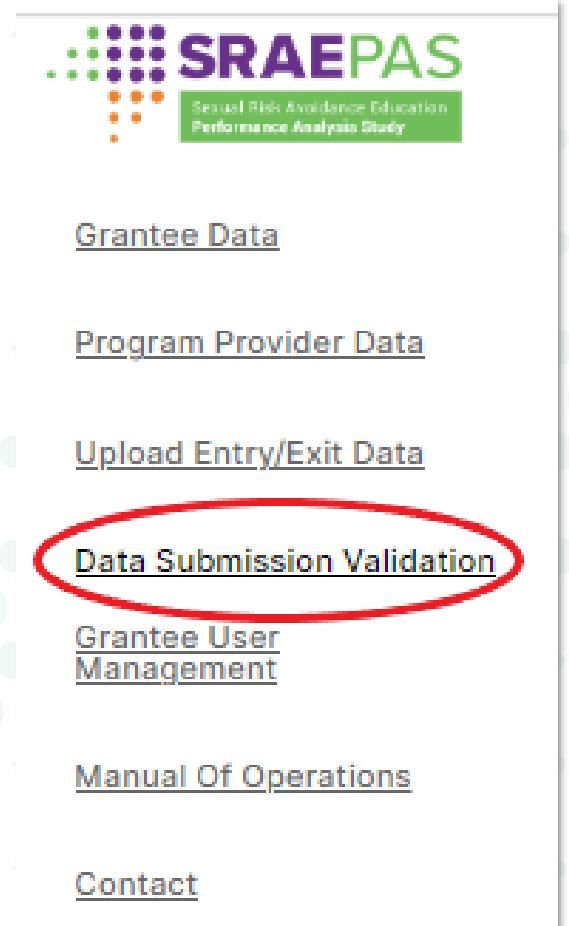
- For measures of structure, cost, and support for program implementation:
 - Grantee-level tool **and** provider- and program-level tool
- For measures of attendance, reach, and dosage:
 - Sessions version **or** hours version
- For measures of participant characteristics, program experiences, and perceptions of program effects:
 - Entry survey tool **and** exit survey tool

PREPARING SURVEY DATA FILES FOR UPLOAD

- Grantees can choose between:
 1. Using the optional Excel data recording tools
 2. Creating an extract file from grantee's data system containing:
 - Grantee, provider, and program name
 - Indicator of survey version: MS, HS, MS Impact (for entry), HS Impact (for entry)
 - Responses to survey questions
- Use .csv format for larger files (e.g., more than 10,000 respondents)
- Upload one file containing all entry survey data and a separate file containing all exit survey data

DATA SUBMISSION VALIDATION PAGE

- Validation page in the Portal helps identify missing data and other issues
- Before finalizing your submission:
 - Confirm all expected data are entered
 - Resolve any data issues flagged by the validation checks



PRINT DATA SUBMISSION VALIDATION

- When your submission is final, print the Validation page for your records

The screenshot displays the SRAEPAS (Sexual Risk Avoidance Education Performance Analysis Study) web application interface. On the left is a navigation menu with the following items: [Grantee Data](#), [Program Provider Data](#), [Upload Entry/Exit Data](#), [Data Submission Validation](#) (circled in red), [Grantee User Management](#), [Manual Of Operations](#), and [Contact](#). The main content area is titled 'VALIDATION REPORT' and contains the following information: **Data Submission Validation**, **Grantee Name:** Demo Only, **Cohort:** FY9019, **Funding Stream:** SSRAE, and **Report Period:** July 1, 2023 through December 31, 2023. At the bottom of the report, it states: *Please print this page for your records. Your data validation report will not be available after the current submission period ends*. In the top right corner of the main area, there are two buttons: 'Print' (circled in red) and 'Submit Data'. The top navigation bar includes 'Portal', 'Dashboard', a session timer 'Your session will end after 1h and 59m of inactivity', and a 'User name' field.

SRAE PERFORMANCE MEASURES WEBSITE, PORTAL, AND DASHBOARD

OVERVIEW OF ONLINE RESOURCES TO SUPPORT PERFORMANCE MEASURES DATA COLLECTION AND REPORTING

- Public website: www.sraepas.com
 - Houses training and technical assistance resources
- Restricted-access resources:
 - Portal – for submitting performance measures data
 - Dashboard – for viewing visual displays of and interacting with previously submitted data

USER ACCOUNTS

- Existing users will access accounts created during earlier submission periods
- New user accounts:
 - Initial grantee-level accounts for new grants awarded in October 2023 will be created on July 1, 2024
 - Grantee users can create additional accounts, if desired, for:
 - Other grantee-level users, including evaluators
 - Provider-level users
 - Instructions for creating accounts can be found in the Manual of Operations on the www.sraepas.com website
- Grantees are ultimately responsible for ensuring all data are submitted

OVERVIEW OF USER ACCESS

Action	User type	
	Grantees	Providers (if grantee chooses)
Submit data to portal		
Grantee-level data	X	
Provider- and program-level data	X	X
Individual-level data	X	
Access data in dashboard		
Grantee-level data	X	
Provider- and program-level data	X	X
Create new user account	X	

THE SRAE PERFORMANCE MEASURES PORTAL

DEMONSTRATION OF THE PORTAL



WELCOME TO SRAE PAS

Sexual Risk Avoidance Education (SRAE) programs seek to prevent negative outcomes that could have lasting effects on a young person's health, future career prospects, and economic stability.

The Performance Analysis Study (PAS) collects program data from SRAE grantees on performance measures. These measures allow for an assessment of whether grant objectives are being met. This site provides a platform for SRAE grantees to access tools and training resources related to the study.



Training & Technical Assistance (T&TA) Resources



Previous Webinars

QUESTIONS AND COMMENTS



RESOURCES AND ADDITIONAL INFORMATION

- Additional information about the SRAE performance measures is available at www.sraepas.com
- For further support, contact the SRAE Performance Measures Help Desk at www.sraepas.com/contact or call toll-free 833-797-0166

PRESENTED BY



SRAEPAS

Sexual Risk Avoidance Education
Performance Analysis Study